



WHAT LETTER Do I Start With?



CONTENTS:

- 4 double sided boards
- 26 Letter Cards
- 40 Plastic colored playing pieces (10 each of 4 colors)

OBJECT OF THE GAME: Be the first player to place all 10 of your color playing pieces on the board!

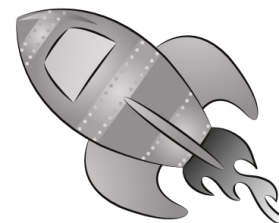


BEFORE YOU BEGIN:

1. Place 4 boards next to each other with the yellow square in the center (**Figure 1**).
2. Each player chooses a set of 10 colored playing pieces.
3. Shuffle the letter cards and place them face down next to the boards.

LET'S PLAY:

1. One of the players turns a letter card face up and places it on the yellow square in the center of the 4 boards.
2. All the players look for a picture on ANY board that starts with this letter. For example, if the letter is "A", a player can place his pawn on a picture of an Apple and say "Apple". The first player to place his colored piece ends this play. Only 1 piece may be placed per play.
3. Turn another letter card face up!
4. Play continues until one player has placed all 10 of his color pieces on the boards. He is the winner!



RULE: A player may NOT name a color. For example, if the letter is "R", the player cannot place a piece on the Apple and say "Red".

BE SMART:

It is OK to play smart! For example, a picture of an airplane can be used with the letter "A" for Airplane or the letter "P" for propeller or the letter "W" for wing. Think creatively!



75D Lackawanna Avenue
Parsippany, New Jersey 07054 USA
1-800-631-1272
www.EpochEverlastingPlay.com



Item # P25119
Made in China
©2017 Epoch Everlasting Play LLC
This product meets or exceeds
ASTM F963



WARNING:
CHOKING HAZARD – Small parts.
Not for children under 3 years.